

WE PREFER PRINT-READY PDFS.

PLEASE DOUBLE-CHECK THE FOLLOWING:

- ✓ All fonts should be embedded or outlined
- ✓ All images should be 300 ppi
- ✓ All colors should be CMYK, not RGB
- ✓ Only use PMS colors if printing with spot inks
- ✓ Black areas should use 40/30/30/100 build
- ✓ Small black type should be 0/0/0/100






INSTRUCTIONS

This template and final document size must not be manipulated or altered in any way. Additional charges will be added if your final file doesn't line up correctly to this template, or if you forget to delete this layer.

All artwork should extend to the **green bleed line**, which extends 1/8" beyond the **trim line**. The **blue lines** represent the "safe area", keeping any important text out of the way of folds and cuts, which is 1/8" inside the **trim or fold line**. There should be no text or artwork inside the **orange lines**. Visual representation of all lines are shown in the guide below.

Artwork for Back Cover should appear upside down in this file. Once folded, it will appear right-side up.

FRONT COVER

-  **Safe Area for Text**
-  **No Artwork Here**
-  **Bleed Line – Extent of Artwork**
-  **Fold Line**
-  **Trim Line**

**THIS AREA SHOULD ONLY CONTAIN
THE MAILING ADDRESS.**
This area should be clear of any text,
images, or background color.

**NO MAILABLE ADDRESS, STATE,
OR ZIP CODE BELOW THIS LINE.**
The Post Office checks this area for addresses
and zip codes. To be sure that your postcards
won't be returned to you by the postal
automation process, any address placed below
this line should not contain a state or zip code.

BACK COVER

**POSTAGE
CLEAR
ZONE**

INSIDE